

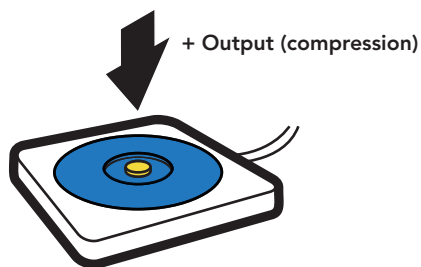




## FEATURES

- Low profile
- For use in compression
- Utilizes metal foil strain gauge technology

-  Non-loading surface, do not contact
-  Active End



## SPECIFICATIONS

### PERFORMANCE

Nonlinearity	±1% of RO
Hysteresis	±1% of RO
Nonrepeatability	±0.1% of RO

### ELECTRICAL

Rated Output (RO)	1.5 mV/V nom
Excitation (VDC or VAC)	15 max
Bridge Resistance	1000 Ohm nom
Insulation Resistance	≥500 MOhm @ 50 VDC
Connection	#34 AWG, 4 conductor, braided shielded cable 10-ft [3 m] long

Wiring/Connector Code WC1

### MECHANICAL

Weight (approximate)	1 oz [28 g]
Safe Overload	150% of RO
Deflection	See chart on next page
Material	17-4 PH stainless-steel
IP Rating	IP64

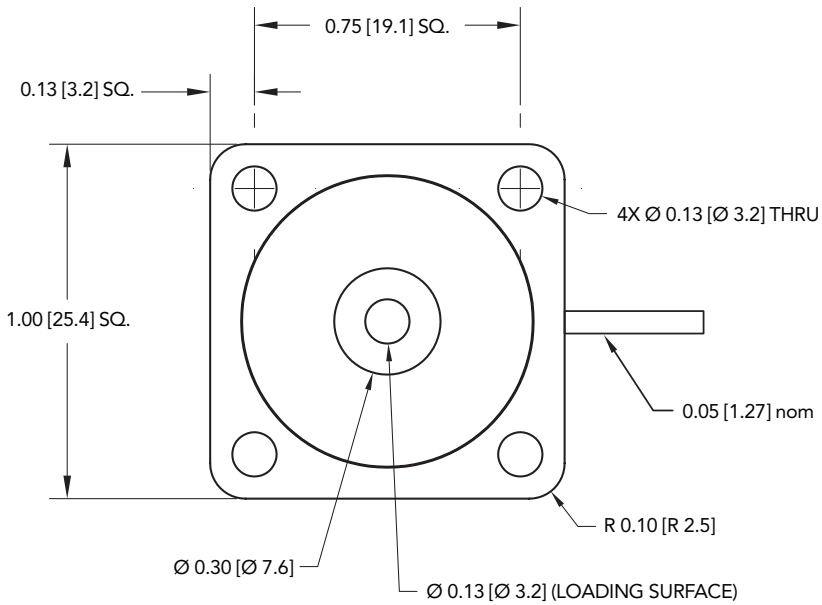
### TEMPERATURE

Operating Temperature	-60 to 200°F (-50 to 93°C)
Compensated Temperature	60 to 160°F (15 to 72°C)
Temperature Shift Zero	±0.02% of RO/°F (±0.036% of RO/°C)
Temperature Shift Span	±0.02% of Load/°F (±0.036% of Load/°C)

### CALIBRATION

Calibration Test Excitation	10 VDC
Calibration (standard)	5-pt Compression
Shunt Calibration Value	200 kOhm

**DIMENSIONS** inches [mm]



**WIRING CODE (WC1)**

RED	+ EXCITATION
BLACK	- EXCITATION
GREEN	+ SIGNAL
WHITE	- SIGNAL
SHIELD	GROUND

**CAPACITIES**

ITEM #	lb	N	FZ Deflection (in)	Natural Frequency (Hz)
FSH03419	1	4.5	0.0014	2200

Drawing Number: FI1123-C

FUTEK reserves the right to modify its design and specifications without notice. Please visit <http://www.futek.com/salesterms> for complete terms and conditions.

10 Thomas, Irvine, CA 92618 USA

Tel: (949) 465-0900  
Fax: (949) 465-0905

[www.futek.com](http://www.futek.com)



U.S. Manufacturer