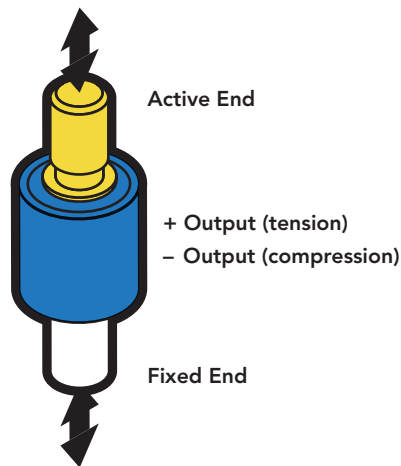




FEATURES

- Miniature size
- Fast response and low deflection
- Robust cable strain relief
- For use in both tension and compression

- Non-loading surface, do not contact
- Active End



SPECIFICATIONS

PERFORMANCE

Nonlinearity	±0.5% of RO
Hysteresis	±0.5% of RO
Nonrepeatability	±0.1% of RO

ELECTRICAL

Rated Output (RO)	1.6 mV/V (4 klb) 2 mV/V (5 klb)
Excitation (VDC or VAC)	18 max
Bridge Resistance	350 Ohm nom
Insulation Resistance	≥500 MOhm @ 50 VDC
Connection	#28 AWG, 4 conductor, braided shielded PVC cable, 10 ft [3 m] long

Wiring/Connector Code	WC1
-----------------------	-----

MECHANICAL

Weight (approximate)	5.5 oz [156 g]
Weight (minus cable)	3.5 oz [99 g]
Safe Overload	150% of RO
Deflection	0.002 in [0.05 mm] nom
Material (flexure)	17-4 PH stainless-steel
IP Rating	IP64

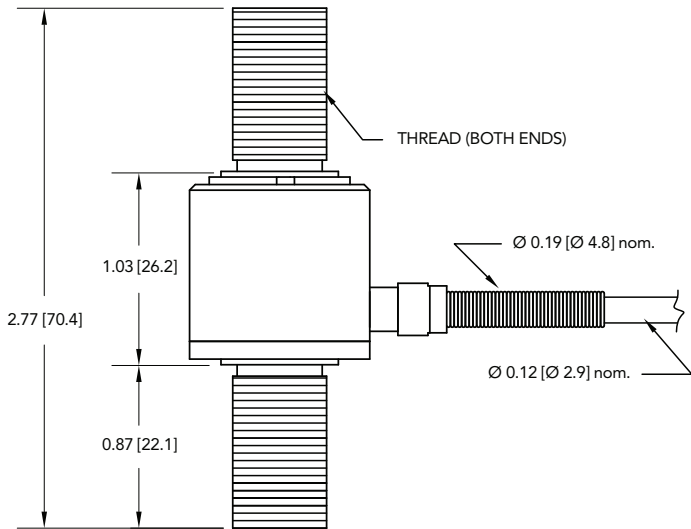
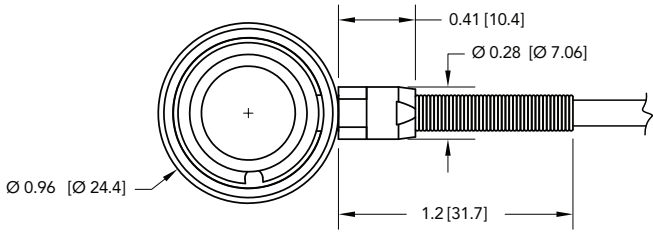
TEMPERATURE

Operating Temperature	-45 to 200°F (-42 to 93°C)
Compensated Temperature	60 to 160°F (15 to 72°C)
Temperature Shift Zero	±0.005% of RO/°F (0.01% of RO/°C)
Temperature Shift Span	±0.02% of Load/°F (0.036% of Load/°C)

CALIBRATION

Calibration Test Excitation	10 VDC
Calibration (standard)	5-pt Tension
Calibration (available)	Compression
Shunt Calibration Value	100 kOhm (4 klb), 60.4 kOhm (5 klb)

DIMENSIONS inches [mm]



WIRING CODE (WC1)

RED	+ EXCITATION
BLACK	- EXCITATION
GREEN	+ SIGNAL
WHITE	- SIGNAL
SHIELD	FLOATING

CAPACITIES

ITEM #	klb	kN	Thread	Natural Frequency (kHz)
FSH00673	4	17.8	1/2-20	14.5
FSH03671	4	17.8	M12x1.75	14.5
FSH00674	5	22.2	1/2-20	14.5
FSH03672	5	22.2	M12x1.75	14.5



Drawing Number: FI1061-D

FUTEK reserves the right to modify its design and specifications without notice.
Please visit www.futek.com/salesterms for complete terms and conditions.

10 Thomas, Irvine, CA 92618 USA

Tel: (949) 465-0900

Fax: (949) 465-0905

www.futek.com



U.S. Manufacturer